

Atlas Copco Stationary air compressors

GX 2-22 Pack and Full Feature series

2-22 kW / 3.0-30 hp oil injected rotary screw compressors



***SILENT POWER
SIMPLE RELIABILITY***

Atlas Copco

GX2-22: Industrial technology for the workshop.

Atlas Copco screw compressors have always set the standard for reliability and performance in the compressed air industry.

With the new **GX2-22**, Atlas Copco brings the power and reliability of an industrial screw compressor to the small and medium industry.

Traditionally, light industry has had to settle for inefficient and noisy piston compressors. The new **GX2-22** delivers **Silent Power** and **Simple Reliability**.

The advanced sound dampening of these units insures **Silent Power**. The sound level of the complete package is only 61 to 74 dB(A).

Simple Reliability is insured as Atlas Copco screw compressors are suitable for **100% continuous duty**. Additionally, the number of components has been kept to a minimum so simplicity is designed in from the start.

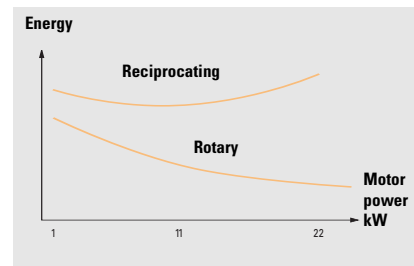
Complete compressed air installation

- ❑ The GX2-22 is delivered with all of the components required for a complete installation.
- ❑ The package has been designed to be as complete as possible.
- ❑ The compressor is receiver mounted and prepiped.
- ❑ All air connections have been optimized to minimize pressure drop and reduce the potential for air leaks.



Reduced power consumption

- ❑ The GX offers the low energy consumption and high efficiency of a rotary screw compressor.
- ❑ The standard start/stop control on the GX2-5 insures that the compressor is only consuming power when compressed air is needed. The GX7-22 is equipped with energy efficient load/no load control.



Simple and quick maintenance

- ❑ Service points are grouped together and accessible through the removable front panel.
- ❑ Spin-on oil separator and filter for quick maintenance.
- ❑ Continuous oil level display.



SILENT POWER

- ❑ The GX2-22 is supplied with a full sound enclosure, which reduces the sound to a level of just 61 dB(A).
- ❑ Rotary screw technology minimizes vibration.
- ❑ Low noise fan for silent operation.

20 dB	whispering
45 dB	refrigerator
60 dB	normal conversation
61 dB	GX 2 compressor
65 dB	air conditioner
70 dB	office environment
85 dB	heavy traffic



SIMPLE RELIABILITY

- ❑ Rugged screw compressor technology allows for 100% continuous duty cycle.
- ❑ Maximum mechanical simplicity providing increased dependability.
- ❑ All oil lines are rigid pipe or high temperature hose. No plastic oil tubing is used.
- ❑ All electrical wiring is done with heavy-duty cable and high quality connectors.
- ❑ Low operating temperature insures long life and eliminates the need for an after-cooler.
- ❑ GX2-5 basic package includes the main switch with integrated circuit breaker to protect the compressor.



Quality air. Clean, dry air saves you time and money.

When the air that surrounds us is compressed, the water vapor and pollution in the air will be concentrated in the compressed air. Unless this water and pollution is removed, it will be carried into your compressed air system where it can damage your piping, compressed air tools and machinery as well contaminate your end products.

Full Feature air dryer

- ❑ The GX2-5 is available with a built-in refrigerant air dryer. A refrigerant air dryer cools the compressed air and removes water vapor before it can enter your compressed air network. This prevents rust in your compressed air piping and avoids damage to your air tools or equipment.



PDx high efficiency air filter

- ❑ All oil lubricated compressors expose your compressed air to oil vapors. These oil vapors, combined with atmospheric pollutants, can create an abrasive oil sludge. The best way to protect your tools and machinery is to install an in line PDx coalescing and particulate air filter, standard with the Full Feature model.

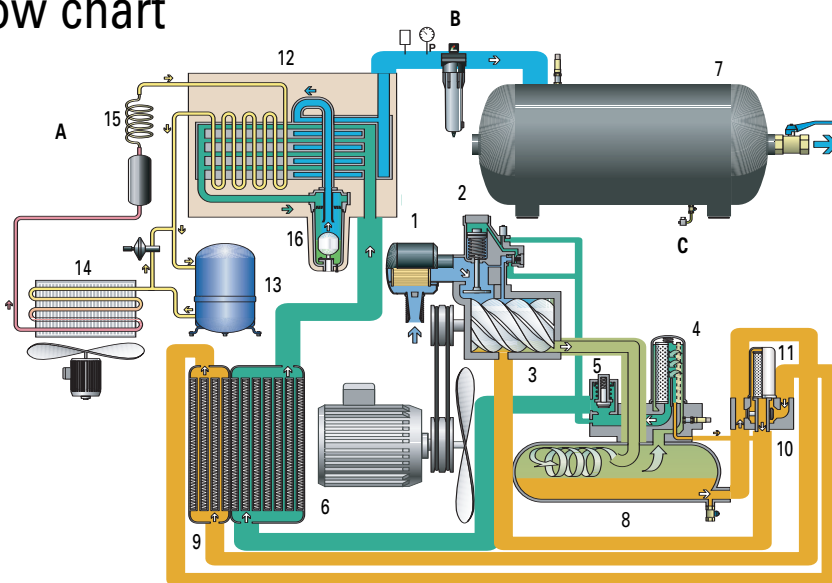


Electronic receiver drain

- ❑ Compressed air receivers always require periodic drainage to remove any condensate that may accumulate. With the electronic drain option, this operation is handled automatically and efficiently.



Flow chart



- | | | |
|-----------------|--------------------|-----------------|
| Intake air | Dry air | Refrigerant gas |
| Air/Oil mixture | Oil | Water |
| Wet air | Refrigerant liquid | |

- A Full Feature
- B PDx high efficiency air filter
- C Electronic receiver drain

Air flow

- Inlet air filter
- Inlet check valve
- Compression element
- Oil separator element
- Minimum pressure valve
- Aftercooler
- Air receiver

Oil flow

- Oil reservoir
- Oil cooler
- Thermostatic valve block
- Oil filter

Refrigerant flow

- Evaporator
- Refrigerant compressor
- Condenser
- Capillary tube
- Water separator

Technical data

Compressor type	Working pressure		Capacity FAD ⁽¹⁾			Motor power		Noise level ⁽²⁾ dB(A)	Weight ⁽³⁾	
	bar(e)	psig	l/s	m ³ /h	cfm	kW	hp		Pack lbs.	FF
50 Hz version										
GX2 -10	10	145	4.0	14.4	8.5	2	3	61	364	441
GX3 -10	10	145	5.3	19.1	11.2	3	4	61		
GX4 -10	10	145	7.8	28.1	16.5	4	5	62		
GX5 -10	10	145	10.0	36.0	21.2	5	7.5	64		
GX7 -7.5	7.5	109	19.6	70.6	41.5	7.5	10	67	552	618
-10	10	145	15.7	56.5	33.3					
-13	13	189	12.6	45.4	26.7					
GX11 -7.5	7.5	109	26.6	95.8	56.4	11	15	69	585	662
-10	10	145	23.1	83.2	48.9					
-13	13	189	17.0	61.2	36.0					
GX15 -7.5	7.5	109	44.5	160.2	94.3	15	20	72	838	992
-10	10	145	36.5	131.4	77.3					
-13	13	189	30.4	109.4	64.4					
GX18 -7.5	7.5	109	52.8	190.1	111.9	18	25	73	838	992
-10	10	145	44.0	158.4	93.2					
-13	13	189	37.9	136.4	80.3					
GX22 -7.5	7.5	109	61.9	222.8	131.2	22	30	74	838	992
-10	10	145	52.4	188.6	111.0					
-13	13	189	45.6	164.2	96.6					
60 Hz version										
GX2	10	150	4.0	14.4	8.5	2	3	61	364	441
GX4			7.8	28.1	16.5	4	5	62		
GX5			10.0	36.0	21.2	5	7.5	64		
GX7 -100	7.4	107	19.4	69.8	41.1	7.5	10	69	552	618
-125	9.1	132	17.0	61.2	36.0					
-150	10.8	157	14.5	52.2	30.7					
-175	12.5	181	12.3	44.3	26.1					
GX11 -100	7.4	107	27.0	97.2	57.2	11	15	70	585	662
-125	9.1	132	24.4	87.8	51.7					
-150	10.8	157	22.2	79.9	47.0					
-175	12.5	181	19.8	71.3	42.0					
GX15 -100	7.4	107	44.2	159.1	93.7	15	20	72	838	992
-125	9.1	132	40.0	144.0	84.8					
-150	10.8	157	36.1	130.0	76.5					
-175	12.5	181	30.8	110.9	65.3					
GX18 -100	7.4	107	53.7	193.3	113.8	18	25	73	838	992
-125	9.1	132	49.0	176.4	103.8					
-150	10.8	157	44.5	160.2	94.3					
-175	12.5	181	38.9	140.0	82.4					
GX22 -100	7.4	107	63.1	227.2	133.7	22	30	74	838	992
-125	9.1	132	57.5	207.0	121.8					
-150	10.8	157	52.8	190.1	111.9					
-175	12.5	181	48.5	174.6	102.8					

(1) Unit performance measured according to ISO 1217, Ed. 3 Annex C-1996

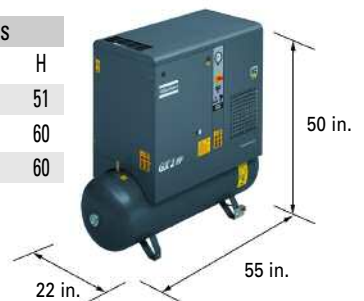
(2) Standard air receiver size, GX2-5: 200 L / 60 Gal., GX7-11: 270 L / 80 Gal., GX15-22: 500 L / 120 Gal.

Available options	GX2-5	GX2-5 FF	GX7-11	GX7-11 FF	GX15-22	GX15-22 FF
High performance PDx filter kit	Incl.	Incl.	Incl.	Incl.	Incl.	Incl.
Electronic receiver drain	•	•	•	•	•	•
Aftercooler with water separator	N/A	N/A	•	Incl.	•	Incl.
120 gal. air receiver	N/A	N/A	•	•	Incl.	Incl.

N/A: not applicable / Incl.: Included

Dimensions – Inches

	L	W	H
GX2-5	56	23	51
GX7-11	46	24	60
GX15-22	73	24	60





The face of interaction

What sets Atlas Copco apart? Our belief that, to excel, we must provide the best possible know-how and technology in ways that our customers value. Whether we're fully supporting existing products or advancing technology through innovation, we constantly focus on customer needs.

The Atlas Copco way of doing business grows from ongoing interaction, long-term relationships, and a commitment to understanding each customer's process and objectives. As a result, every compressed air solution we create helps a customer operate with greater efficiency, economy, and productivity.

Satisfying customer needs effectively has made Atlas Copco the number one compressor manufacturer in the world. We will continue to attract new business through our unwavering conviction to creating products and ideas that help our customers succeed.



Danger: Compressed air should never be supplied as breathing air unless air is properly purified for breathing. Atlas Copco assumes no responsibility or liability related to the purchaser's/user's breathing air system.

The information contained herein is general in nature and is not intended for specific construction, installation or application purposes



Atlas Copco Compressors Inc.
161 Lower Westfield Road
Holyoke, MA 01040
Tel. 413-536-0600 Fax. 413-536-0091
www.atlascopco.us